

STAR CEMENT MEGHALAYA LIMITED

Ref: SCML/EHS/LUM/2024-25/34

Dated: 05/10/2024

To,

The Member Secretary
Meghalaya State Pollution Control Board
'ARDEN', Lumpynggad,
Shillong, Meghalaya – 793014

Subject : Submission of Environmental Monitoring Report for the month of September, 2024.

Reference : MPCB/ONLINE/RCTO(R-I)/EJHD/2021/2024-2025/56, Dtd: Shillong, the 5th June, 2024.

Dear Sir,

This is in reference to above cited subject, we are hereby submitting the monthly Environmental monitoring reports of Ambient Air Quality monitoring including meteorological data, Stack Emission, Fugitive Emission, Surface water monitoring reports of **Star Cement Meghalaya Limited** (formerly known as *Megha Technical & Engineers Pvt Ltd*) for the month of **September, 2024**.

This is for your kind information, record and kindly acknowledge receipt of the same.

Thanking You,

Yours truly,
For **STAR CEMENT MEGHALAYA LIMITED**



Laxmaiah Munjala
Unit Head





Enclosed: a/a





Copy To: The Regional Director, Central Pollution Control Board (CPCB), North Eastern Zonal Office, 'TUMSIR', Lower Motinagar, Shillong, Meghalaya-790314.











STAR CEMENT MEGHALAYA LIMITED
CEMENT MILL - 1
Lumshnong, Meghalaya

Date (DD-MM-YYYY)	Pressure (mmHg)	Relative Humidity (%)	Temp. (C)	Manual Rain (mm)
01-09-2024	717.6	72.8	18.2	0.0
02-09-2024	715.0	71.6	17.5	0.0
03-09-2024	714.7	72.4	18.4	12.2
04-09-2024	720.9	70.7	18.2	0.0
05-09-2024	718.2	70.5	18.1	0.0
06-09-2024	724.0	71.8	17.5	0.0
07-09-2024	718.6	70.6	20.0	0.0
08-09-2024	721.3	70.4	19.0	0.0
09-09-2024	722.9	70.6	18.0	0.0
10-09-2024	720.6	71.7	18.4	0.0
11-09-2024	718.6	74.9	18.5	0.0
12-09-2024	718.1	74.0	20.2	0.0
13-09-2024	718.5	78.2	18.3	0.0
14-09-2024	721.3	75.3	18.4	0.0
15-09-2024	721.5	75.5	19.3	0.0
16-09-2024	720.9	72.7	18.9	0.0
17-09-2024	719.3	79.0	16.1	12.0
18-09-2024	717.7	78.2	14.7	0.0
19-09-2024	715.3	71.2	16.4	0.0
20-09-2024	720.9	64.2	16.3	0.0
21-09-2024	721.4	67.2	17.8	0.0
22-09-2024	719.1	72.0	18.1	0.0
23-09-2024	721.3	71.5	18.2	0.0
24-09-2024	722.9	69.4	19.4	2.2
25-09-2024	721.3	72.1	18.2	9.2
26-09-2024	716.1	68.8	17.4	4.0
27-09-2024	722.8	71.7	17.9	2.6
28-09-2024	720.6	73.1	18.4	25.2
29-09-2024	719.4	75.2	15.1	44.0
30-09-2024	719.4	75.2	15.1	26.4
			Total	137.8

	STAR CEMENT MEGHALAYA LIMITED CEMENT MILL - 1 Lumshnong, Meghalaya			Reference No.	MTEPL/Env/F - 01
				Issue No.	1
	Date of Issue:	24.08.2013			
	Revision No.	5			
	Date of Rev.	01.12.2020			
AMBIENT AIR QUALITY MONITORING REPORT					
Reference No.: MTEPL/ENV/AAQM/MONTHLY/2024-25/18				Month : September	
Location of Sampling: Near Pump House			GPS Coordinate: 25°10'42"N 92°23'32"E 919 m		
Sampling Duration:	24 Hrs.	24 Hrs.	24 Hrs.	24 Hrs.	24 Hrs.
Date of Sampling	PM ₁₀ (µg/m ³)	PM _{2.5} (µg/m ³)	SO ₂ (µg/m ³)	NO ₂ (µg/m ³)	
02.09.2024	72.75	46.69	16.52	19.56	
05.09.2024	67.40	47.57	17.54	20.59	
07.09.2024	70.63	49.23	18.00	18.57	
10.09.2024	74.62	47.56	17.45	17.50	
12.09.2024	63.04	36.48	15.97	15.17	
14.09.2024	64.54	38.85	14.29	15.72	
18.09.2024	76.03	49.18	19.03	19.70	
20.09.2024	72.14	46.47	18.12	17.54	
NAAQS permissible limits for Rural, Industrial, Residential Area	100 (µg/m ³)	60 (µg/m ³)	80 (µg/m ³)	80 (µg/m ³)	
Remarks: All the analyzed parameters are well within the permissible limits of NAAQ Standards , Notification dated 18th November 2009.					
 Analysed by		 Checked by		 Verified By	

	STAR CEMENT MEGHALAYA LIMITED CEMENT MILL - 1 Lumshnong, Meghalaya			Reference No.	MTEPL/Env/F - 01	
				Issue No.	1	
	Date of Issue:	24.08.2013				
	Revision No.	5				
	Date of Rev.	01.12.2020				
AMBIENT AIR QUALITY MONITORING REPORT					Reference No.: MTEPL/ENV/AAQM/MONTHLY/2024-25/18	Month : September
Location of Sampling: Vishwakarma Colony			GPS Coordinate: 25°10'46"N 92°23'17"E 552 m			
Sampling Duration:	24 Hrs.	24 Hrs.	24 Hrs.	24 Hrs.	24 Hrs.	
Date of Sampling	PM ₁₀ (µg/m ³)	PM _{2.5} (µg/m ³)	SO ₂ (µg/m ³)	NO ₂ (µg/m ³)		
02.09.2024	38.42	28.63	17.28	18.97		
05.09.2024	40.59	28.49	16.33	17.54		
07.09.2024	36.39	27.17	17.31	18.47		
10.09.2024	42.72	26.63	16.51	17.84		
12.09.2024	41.42	25.49	16.29	15.67		
14.09.2024	39.28	28.33	17.11	17.64		
18.09.2024	38.41	27.44	16.80	16.86		
20.09.2024	41.42	27.14	15.32	16.47		
NAAQS permissible limits for Rural, Industrial, Residential Area	100 (µg/m ³)	60 (µg/m ³)	80 (µg/m ³)	80 (µg/m ³)		
Remarks: All the analyzed parameters are well within the permissible limits of NAAQ Standards , Notification dated 18th November 2009.						
 Analysed by		 Checked by		 Verified By		

	STAR CEMENT MEGHALAYA LIMITED CEMENT MILL - 1 Lumshnong, Meghalaya			Reference No.	MTEPL/Env/F - 01	
				Issue No.	1	
	AMBIENT AIR QUALITY MONITORING REPORT			Date of Issue:	24.08.2013	
				Revision No.	5	
Reference No.: MTEPL/ENV/AAQM/MONTHLY/2024-25/18				Date of Rev.		01.12.2020
Location of Sampling: Near Star Club				GPS Coordinate: 25°10'36"N 92°23'16"E 928 m		
Sampling Duration:	24 Hrs.	24 Hrs.	24 Hrs.	24 Hrs.	24 Hrs.	
Date of Sampling	PM ₁₀ (µg/m ³)	PM _{2.5} (µg/m ³)	SO ₂ (µg/m ³)	NO ₂ (µg/m ³)		
02.09.2024	53.39	43.85	14.75	17.81		
05.09.2024	52.40	42.82	14.81	15.97		
07.09.2024	47.61	37.74	13.02	17.72		
10.09.2024	48.10	39.05	12.81	16.34		
12.09.2024	51.29	42.60	13.99	17.71		
14.09.2024	52.23	45.44	12.84	15.19		
18.09.2024	43.71	33.66	13.60	16.72		
20.09.2024	42.27	32.21	14.15	15.94		
NAAQS permissible limits for Rural, Industrial, Residential Area	100 (µg/m ³)	60 (µg/m ³)	80 (µg/m ³)	80 (µg/m ³)		
Remarks: All the analyzed parameters are well within the permissible limits of NAAQ Standards , Notification dated 18th November 2009.						
 Analysed by		 Checked by		 Verified By		

	STAR CEMENT MEGHALAYA LIMITED CEMENT MILL - 1 Lumshnong, Meghalaya		Document No.	MTEPL/EHS/Env/F-04
			Date of Issued	01-05-2019
	FUGITIVE EMISSION MONITORING REPORT		Revision No.	2
			Revision Date	01-01-2021
Ref: MTEPL/ENV/FUGITIVE/MONTHLY/2024-25/18				
Month - September				
Date	Location	Fugitive Emission Results (in $\mu\text{g}/\text{m}^3$)	As per CPCB/BIS Guideline	
			Limit (in $\mu\text{g}/\text{m}^3$)	
07.09.2024	Cement Packing Plant	1844	5000	
<div style="display: flex; justify-content: space-around; align-items: flex-end; margin-top: 10px;"> <div style="text-align: center;">  Analyzed By </div> <div style="text-align: center;">  Checked by </div> <div style="text-align: center;">  Verified By </div> </div>				



STAR CEMENT MEGHALAYA LIMITED
CEMENT MILL - 1
Lumshnong, Meghalaya

Reference No. MTEPL/EHS/F-04

Issue No. 1

Date of Issue: 24.08.2013

Revision No. 3

Date of Rev. 01.06.2019

WATER TESTING REPORT

Reference No.: MTEPL/ENV/WATER/MONTHLY/2024-25/18

Surface Water Analysis Results

Date of sample collection: 16.09.2024

Date of Analysis: 16.09.2024 to 19.09.2024

S.No.	Parameter	Unit	Umtyrngai Nallah		Umutha Nallah		Umso Nalah	Seshympa	Lunar	Lukha	Umbadoh	Tongseng	Lumshnong	Wahiajer	Standards norms as per IS 2296
			Up Stream	Down Stream	Up Stream	Down Stream	Down Stream				Seasonal Spring / Seasonal Nallah				
1	pH	-	7.4	7.5	7.8	7.6	7.3	-	-	-	8.1	7.8	7.5	8.1	6.5 - 8.5
2	Colour	Hazen	Colourless	Colourless	Colourless	Colourless	Colourless	Colourless	Yellowish	Colourless	Yellowish	Yellowish	Yellowish	Yellowish	10
3	Odour	-	Unobjectionable												
4	Chloride	mg/L	33.2	35.1	30.2	36.4	33.5	-	-	-	26.5	23.4	27.3	28.4	250
5	Total Hardness as CaCO ₃	mg/L	52.1	60.4	75.2	70.3	71.4	-	-	-	65.2	51.3	52.3	45.1	300
6	Suspended Solids	mg/L	36.2	38.4	48.6	42.5	52.1	-	-	-	43.5	49.8	40.1	43.5	-
7	Total Dissolve Solids	mg/L	215.4	218.4	222.5	250.6	240.6	-	-	-	110.2	125.5	90.6	315.5	500
8	Biochemical Oxygen Demand (For 3 days at 27 °C)	mg/L	ND	ND	ND	ND	ND	-	-	-	ND	ND	ND	ND	2.0
9	Oil & Grease	mg/L	ND	ND	ND	ND	ND	-	-	-	ND	ND	ND	ND	-
10	Temperature	° C	26.0	25.0	25.0	26.0	27.0	-	-	-	24.0	24.0	25.0	26.0	-
11	Conductivity	µS/cm	183.2	204.6	257.6	384.0	340.0	-	-	-	158.3	150.8	120.5	410.2	-
12	Flow	L / Min	1204.6	1524.0	341.6	469.5	1852.6	-	-	-	1424.0	985.6	1254.0	1136.0	

Analyzed by

Checked by

Verified by